




Overview

electric, cordless
and
pneumatic power tools

Products for sheet metal processing

Machine Tools / Power Tools
Laser Technology / Electronics
Medical Technology



Innovative tools – for more than 70 years.

As far back as 1934, TRUMPF began manufacturing power tools for use at building sites and in job shops. Today, the TRUMPF Group employs more than 8,000 people in 26 countries and is a world leading manufacturer of production technology equipment. We continue to produce innovative tools for cutting, joining and beveling sheet metal in many industries. All machines are “made in Switzerland”.



Ideas for practical use

Our products feature high quality as well as many practical details. One of many examples is the new lithium-ion batteries available with our cordless tools. They are lighter, more consistent in their output, less sensitive to cold and have no memory effect. Of course, the reliable nickel-cadmium batteries are still available. If you prefer, we also offer complete lines of pneumatic and electric tools. With TRUMPF power tools, you can find exactly what you are looking for.



Technical Data

TruTool		S 160 E	S 160	S 250	S 350	S 450	S 114	S 214	S 130 Li-Ion battery
Max. sheet thickness									
Steel 57,000	in.	.063	.063	.105	.138	.177	.063	.080	.054
Steel 85,000	in.	.040	.048	.080	.118	.138	.040	.063	.032
Steel 114,000	in.	.032	.040	.063	.080	.105		.055	
Aluminium	in.	.080	.080	.118	.160	.198	.080	.105	.080
Working speed	ft / min	6.5 – 23	26 – 39	13 – 23	13 – 20	13 – 20	13 – 20	16 – 23	13 – 23
Start hole diameter	in.	.905	1.062	1.102	2	3			1.062
Smallest radius	in.	.787	.60	.787	R 1.181 / L .63	R 1.378 / L 1	2.375	.787	.60
Throat depth	in.						1.187	3	
Rated input power	W	350	350	500	1400	1400	350	500	
Strokes at nominal load	1 / min	1600	4800	1760	1600	1600	3500	1750	2200
Weight without cable	lbs.	4	3.5	5	12	14	4	6	3

TruTool		N 160 E	N 200	N 350	N 500	N 700	N 1000	
Max. sheet thickness							1. / 2. speed	
Steel 57,000	in.	.063	.080	.138	.198	.276	.394 / .315	
Steel 85,000	in.	.040	.063	.090	.125	.198	.276 / .198	
Steel 114,000	in.	.028	.040	.070	.105	.138	.198 / .160	
Aluminium	in.	.080	.105	.138	.276	.390	.472 / .394	
Working speed	ft / min	5	5	4.5	5	4	4 - 5	
Start hole diameter	in.	.827	.625	1.187	1.625	2	3	
Smallest radius	in.	1.575	.157	.25	3.5	5.5	12	
Rated input power	W	350	500	1400	1400	1600	2000	
Strokes at nominal load	1 / min	1600	1410	720	720	300	230 / 370	
Weight without cable	lbs.	3.5	5	8	8.5	18	32	

TruTool		TF 350
Max. sheet thickness		
Steel 57,000	in.	.138
Steel 85,000	in.	.105
Aluminium	in.	.160
Min. sheet thickness	in.	.032
Locking power max.	lbs.	300
Max. stroke power	1/s	2
Edge clearance min.	in.	.312
Edge clearance max.	in.	2.28
Flange height max.	in.	1.417
Rated input power	W	1400
Weight without cable	lbs.	18

TruTool		TKF 700			TruTool	TKF 1100 / TKF 1101			TKF 1500	TKF 1500 with 2 speed	
		30°	37.5°	45°		30°	37.5°	45°		20 – 45° / 20 – 55°*	1. speed
Bevel angles (Standard)											
Max. bevel height											
Steel 57,000	in.	.240	.220	.193	Steel 57,000	in.	.375	.343	.307		
= bevel length hs	in.	.276	.276	.276	= bevel length	in.	.437	.437	.437	.60	.60
Steel 85,000	in.	.193	.177	.160	Steel 85,000	in.	.207	.280	.252		
= bevel length	in.	.224	.224	.224	= bevel length	in.	.354	.354	.354	.354	.433
Steel 14,000	in.	.138	.125	.110	Steel 114,000	in.	.205	.189	.165		
= bevel length	in.	.160	.160	.160	= bevel length	in.	.236	.236	.236	.236	.354
Sheet thickness	in.	.04–.75	.04–.75	.04–.75	Sheet thickness	in.	.118 – 1		.160 – 6.3	.160 – 6.3	.160 – 6.3
Smallest radius	in.	1.625	1.625	1.625	Smallest radius	in.	1.625		2.187	2.187	2.187
Working speed	ft / min	5	5	5	Working speed	ft / min	6.5		6.5	4	6.5
Rated input power	W	1400	1400	1400	Rated input power	W	1550 / 1680		2000	2000	2000
Strokes at nominal load	1 / min	720	720	720	Strokes at nominal load	1 / min	340 / 440		370	230	370
Weight without cable	lbs.	11	11	11	Weight without cable	lbs.	22		36	43	43

*Bevel angles (with special stripper)

Technical Data

TruTool		C 160 / C 160 with chip clipper		C 250 with chip clipper		
Max. sheet thickness		.040 – .063 in.*	– .040 in.**	.060 – .105 in.*	.020 – .060 in.**	SC (spiral ducts)***
Steel 57,000	in.	.063	.040	.105	.060	.060
= Spiral ducts	in.					4 x .035 / 6 x .024***
Steel 85,000	in.	.048	.032	.063	.032	
= Spiral ducts	in.					4 x .024***
Aluminium	in.	.080	.048	.138	.080	
Working speed	ft /min.	20 – 33	20 – 33	9 – 33	9 – 33	9 – 33
Start hole diameter	in.	.60	.315	.875	.60	.75
Smallest radius	in.	3.5	1.625	6	L1.75 / R3.15	6
Rated input power	W	350	350	500	500	500
Strokes at nominal load	1 / min	3800	3800	2400	2400	2400
Weight without cable	lbs.	3	3	5	5	5

* Straight cutter ** Curve cutter *** Spiral cutter (spiral ducts)

TruTool		PN 130	PN 161	PN 200
Max. sheet thickness				
Steel 57,000	in.	.054	.080	.080
Steel 85,000	in.	.030	.063	.063
Steel 114,000	in.	-	.040	.040
Aluminium	in.	.080	.138	.138
Working speed	ft / min	10.5	6.5	6.5
Start hole diameter	in.	.60	1	1
Smallest radius	in.	1	2	2
Rated input power	W	350	500	500
Strokes at nominal load	1 / min	2550	1540	1540
Weight without cable	lbs.	3	4.5	4.5

TruTool		F 125	F 140	F 300	*F 300 with 1400 W motor	F 301	*F 305
Max. sheet thickness							
Steel 57,000 (min.)	in.			.030	.030	.018	.018
Steel 85,000 (max)	in.	.048	.055	.048	.048	.040	.030
Steel 14,000 (max.)	in.		.024				
Edge length (H)	in.	1.625	.39 – .59				
Flange height (B)	in.		.512				
Min. Flange height sheet thickness – .030	in.			.354	–	.25	.187
Min. Flange height sheet thickness > .030 – .048	in.			.433 / .5	.433 / .5	.312	
Clearance (C)	in.		.105				
Working speed	ft / min	16 – 20	20 – 33	13 – 23	21 – 34	13 – 23	13 – 23
Smallest inner radius (preformed)	in.		12	6	6	6	
Smallest outer radius	in.		20	12	12	12	
Rated input power / Strokes at nominal load	W / 1 / min	500 / 1850	500	500	1400	500	500
Weight without cable	lbs.	6	9	11	14	11	11

* without picture

TruTool		TKF 1500 with forward feed	TKF 1500 with forward feed and 2 speed	
Bevel angles 20 – 55°			1. speed	2. speed
Max bevel length				
Steel 57,000	in.	.60	.60	.60
Steel 85,000	in.	.354	.433	.354
Sheet thickness	in.	.236–1.625	.236–1.625	.236–1.625
Working speed	ft / min	6.5	4	6.5
Rated input power	W	2000	2000	2000
Strokes at nominal load	1 / min	370	230	370
Weight without cable	lbs.	53	60	60

TruTool		TKA 300		TKA 500		
Bevel angles		30°	45°	30°	45°	60°
Max. bevel height						
Steel 57,000	in.	.102	.083	.169	.138	.105
= bevel length	in.	.118	.118	.198	.198	.198
Steel 85,000	in.	.048	.040	.087	.070	.054
= bevel length	in.	.055	.055	.138	.138	.138
Steel 114,000	in.	.035	.028	.054	.040	.031
= bevel length	in.	.040	.040	.063	.063	.063
Aluminium	in.	.205	.165	.256	.256	.198
= bevel length	in.	.236	.236	.295	.295	.295
Min. sheet thickness	in.	.032	.032	.032	.032	.032
Smallest inner radius	in.	.50	.50	.50	.50	.50
Rated input power	W	850	850	1400	1400	1400
Weight without cable	lbs.	6	6	8	8	8

Processes

Slitting Shears: TruTool C



Shears: TruTool S



Nibblers: TruTool N



Profile Nibblers: TruTool PN



Seam Lockers: TruTool F



Power Fasteners: TruTool TF



Deburrers: TruTool TKA



Bevellers: TruTool TKF



Processes

Cutting

Slitting Shears: TruTool C

- Precision cutting
- Cutters exchanged in seconds
- Simple exchange of cutting guide
- The right cutter for every application
- Ideal for C-L-U profiles
- Available with chip clipper

Applications:

- Air duct construction (Spiral-seam tubes)
- House-front construction
- Construction, including separation of C profiles
- Auto body shops
- Ventilation and air conditioning
- Aviation

Shears: TruTool S

- Extremely accurate contouring
- Chip-free cutting
- Fast, precise cutting in all directions
- Clear, unimpeded view of work area and cutting line

Applications:

- Auto body shops
- Electrical fitters
- Plumbers
- Sanitary / Heating / Ventilation
- Containers
- Elevators
- General sheet metal processing operations

Cutting

Nibblers: TruTool N

- Ideal for use with high-tensile materials
- Chip-free cutting
- Excellent, emission-free processing
- Long tool life means consistent, high cut quality

Applications:

- General metal processing facilities
- Metal fitting shops
- Disassembly of tanks and containers
- Metal encasings
- Containers
- Auto body shops

Profile Nibblers: TruTool PN

- Distortion free cutting process
- Universally applicable for trapezoid, profile, corrugated or flat sheets
- Oxide-free edges
- Ideal for C, L and U profiles

Applications:

- General metal processing facilities
- Plumbers
- Roof and facade construction
- Encasings and covers
- Auto body shops

Fastening

Seam Lockers: TruTool F

- Economical seam locking at the assembly site
- Consistent, high seam quality for straight and curved ducts
- Fast, tight closing of Pittsburgh seams with high load capacity

Applications:

- Heating and ventilation
- Chimney work
- House front construction
- Industrial ventilators

Power Fasteners: TruTool TF

- Form lockout, corrosion-resistant, cold-form fastening (cutting and forming)
- Replaces fastening elements such as screws or rivets
- Quick operation
- For stationary and portable use

Applications:

- Ventilation and climate control technology
- Containers
- Electric and chemical appliances

Bevelling

Deburrers: TruTool TKA

- Fast
- Emission-free
- Oxide-free edges
- Applications for a variety of contours and pipes
- 30°, 45°, 60° as well as radius edges

Applications:

- Fabrication shops
- Steelwork
- Railroad cars
- Ship building
- Machine manufacturing
- Commercial vehicles
- Boilers
- Job shops

Bevellers: TruTool TKF

- Fast
- Emission-free
- Applications for a variety of contours and pipes
- For stationary and portable use



Applications:

- Locksmiths
- Steel work
- Railroad cars
- Ship building
- Machine manufacturing
- Commercial vehicles
- Boilers
- Job shops

Tool Overview



TruTool C 160 *•



 \updownarrow = .063 in.
 = 3 lbs.



**TruTool C 160 *•
with chip clipper**



 \updownarrow = .063 in.
 = 3 lbs.



**TruTool C 250 •
with chip clipper**



 \updownarrow = .105 in.
 = 5 lbs.



TruTool PN 130



For profiles:
 \updownarrow = .054 in.
 = 3 lbs.



TruTool PN 161 *•



For profiles:
 \updownarrow = .080 in.
 = 4.5 lbs.



TruTool PN 200 *•



For profiles:
 \updownarrow = .080 in.
 = 4.5 lbs.

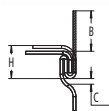


TruTool F 125 *



Edge length: = 1.6 in.
 \updownarrow = .048 in.
 = 6 lbs.

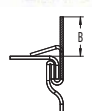


TruTool F 140




 B = .512 in.
 \updownarrow = 0.55 in.
 = 9 lbs.

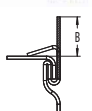


TruTool F 300 *




 B = .354 in.
 \updownarrow = .048 in.
 = 11 lbs.

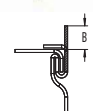


TruTool F 301 *




 B = .250 in.
 \updownarrow = .040 in.
 = 11 lbs.



TruTool F 305 *




 B = .187 in.
 \updownarrow = .030 in.
 = 11 lbs.



**TruTool TKF 1500
with forward feed**




 h_s = .60 in.
 = 53 lbs.



**TruTool TKF 1500
with forward feed
and 2 speeds**




 h_s = .60 in.
 = 60 lbs.



TruTool TKA 300




 h_s = .10 in.
 = 6 lbs.


TruTool TKA 500




 h_s = .138 in.
 = 8 lbs.

 \updownarrow Maximum sheet thickness - mild steel

 bevel edge length - mild steel

 weight

TruTool S 160 E



\updownarrow = .063 in.
 \blacktriangle = 4 lbs.

TruTool S 160 *•



\updownarrow = .063 in.
 \blacktriangle = 3.5 lbs.

TruTool S 250 *•



\updownarrow = .105 in.
 \blacktriangle = 5 lbs.

TruTool S 350 *



\updownarrow = .138 in.
 \blacktriangle = 12 lbs.

TruTool S 450



\updownarrow = .177 in.
 \blacktriangle = 14 lbs.

TruTool N 160 E



\updownarrow = .063 in.
 \blacktriangle = 3.5 lbs.

TruTool N 200 *•



\updownarrow = .080 in.
 \blacktriangle = 5 lbs.

TruTool N 350 *



\updownarrow = .138 in.
 \blacktriangle = 8 lbs.

TruTool N 500 *



\updownarrow = .198 in.
 \blacktriangle = 8 lbs.

TruTool N 700 *



\updownarrow = .276 in.
 \blacktriangle = 18 lbs.

TruTool TF 350 •



\updownarrow = .138 in.
 \blacktriangle = 18 lbs.

TruTool TKF 700 *



h_s = .20 in.
 \blacktriangle = 11 lbs.

TruTool TKF 1100 / 1101



h_s = .312 in.
 \blacktriangle = 22 lbs.

TruTool TKF 1500 *



h_s = .420 in.
 \blacktriangle = 36 lbs.

TruTool TKF 1500 * with 2 speed



h_s = .420 in.
 \blacktriangle = 43 lbs.

* These electric power tools are also available as pneumatic power tools.
• These electric power tools are also available as cordless power tools.

TruTool S 114 °



↓ = .063 in.
▲ = 4 lbs.

TruTool S 214 *



↓ = .080 in.
▲ = 6 lbs.

TruTool S 130 Li-Ion-battery



↓ = .054 in.
▲ = 3 lbs.

TruTool N 1000 *



↓ = .394 in.
▲ = 32 lbs.

TRUMPF Special Machine: TruTool TSC 100 Slat Cleaner



Clean support slats improve laser cutting machine process stability and finished part quality. With the TruTool TSC 100 slat cleaner you can clean support slats quickly and reliably, saving money at the same time.

- Operating the slat cleaner is easy
- High working speed
- Automatically adapts to different slag thicknesses
- On flatbed laser machines with a pallet changer, cleaning takes place during production
- One-man operation

Application :

- With the TruTool TSC 100, you can clean the support slats of your laser cutting machines

Technical data TruTool TSC 100

Support slat thickness	in.	.079 – 0.155
Max. Slag thickness	in.	1
Min. spacing between support slats	in.	1.319
Working speed	ft / min	13 – 26
Rated input power	W	1400
Weight	lbs	36



TRUMPF is certified according to ISO 9001:2008
(further information see www.trumpf.com/en/company/quality)

1272294-50-02-12

Your local distributor:

Jillian Jones

tel 303.921.3338

fax 303.779.9179

11467 Mustang Rd, Franktown, CO 80116

www.precisionfab.com/trumpfpowertools.html



PrecisionFab Inc.

TRUMPF Inc.

Farmington Industrial Park · Farmington, CT 06032 · Phone 860-255-6000 · Fax 860-255-6682

E-Mail handpo@us.trumpf.com · Homepage www.us.trumpf.com

TRUMPF

